



ART • PEOPLE • PASSION

# NEWSLETTER & PROGRAMME

## SEPTEMBER 2023

LOCATION: 171A Elizabeth St. West

INSTAGRAM: [@taurangaartsoc](https://www.instagram.com/taurangaartsoc)

EMAIL: [taurangaartsociety@xtra.co.nz](mailto:taurangaartsociety@xtra.co.nz)

FACEBOOK: [Tauranga Society of Artists](https://www.facebook.com/TaurangaSocietyofArtists)

WEBSITE: [www.taurangasocietyofartists.org.nz](http://www.taurangasocietyofartists.org.nz)

### 2023/2024 COMMITTEE

**President:** Debbie Clarke 027 496 1752

**Vice President:** Wendy Fullerton

**Secretary:** Carol King 020 4092 4851

**Treasurer:** Sue Renfree 021 295 0495

**Newsletter Editor:** Alison Underwood 021 2500 504

Janeen George 021 0236 3236

Ninette Kruger

Jackie Knotts 020 407 14064

Diana Roband 021 909 807

You are welcome to contact the committee by email at [taurangaartsociety@xtra.co.nz](mailto:taurangaartsociety@xtra.co.nz)

Sue Renfree (Treasurer) at [treasurertgaartsoc@gmail.com](mailto:treasurertgaartsoc@gmail.com)

Amy Earles (Social Media) at [taurangaartsocialmedia@gmail.com](mailto:taurangaartsocialmedia@gmail.com)

Carol King (Art Expos) at [artexpostas@gmail.com](mailto:artexpostas@gmail.com)

Diana Roband (Membership) at [membershiptaurangaartsociety@gmail.com](mailto:membershiptaurangaartsociety@gmail.com)

### ADVANCE NOTICE – Mark your diaries!

**27 September - 1 October**  
**Saturday 25 November**

Art Expo and Supreme Art Awards  
Christmas Social / Shared lunch

### FROM THE PRESIDENT

Hello there,

Thank you to everyone who entered artwork at the recent Competitions. My warmest congratulations to the Trophy and Merit winners and first-time entrants! It was great to see numerous new members participating and winning recognition for their artwork!

I encourage you to participate in the Autumn Competitions in March 2024. More artwork entered in competitions makes for a high standard and putting your artwork up against your fellow artists will raise your standard and maybe even inspire you. Check out the categories in the rear hallway at the Art Room.

Thanks to Tracey Finch (new TSA member) for her well prepared, entertaining and informative presentation about her experience in the New Zealand Art Show in Wellington. Around 65 members packed into the Art Room to enjoy Tracey's address.

Our next major upcoming event is of course the:

## Original Art Expo and Supreme Awards - 27 September – 1 October 2023.

You will have received your Entry pack by email recently. Read the information sheets carefully before completing your Entry Form. There is a lot of information about rules, presentation of your artwork, swing tags and labelling, amount of area your artwork can cover etc.

There are numerous opportunities to participate in the Expo – Supreme Award, Art Entries, Tiny Art, Live Art, and Card Sales. All entries are to be emailed to the Expo registration address on the Entry Form.



This is our most prestigious Exhibition and of course we have the coveted **Supreme Awards Competition** as part of it, generously sponsored by the Jensen Family. The Supreme Award Competition is a showcase of the finest artwork created by members each year. It is open themed, and entries can be in any medium. Any registered member can enter **their one 'best artwork'** in The Supreme Awards. Register for the Expo and Supreme Award using the Entry Forms sent by email (some hard copies are in the Art Room foyer.) Note: Supreme Entries are hung together in a section slightly separate from the rest of the Exhibition. Your Supreme Entry will be hung with other Supreme Entries not your other artworks.

We are delighted to have Evan Woodruffe [www.evanwoodruffe.com](http://www.evanwoodruffe.com) as the judge of the Supreme Awards for 2023. He will spend several hours appraising Supreme Entries to select a First Place Trophy Winner - \$1000 Prize; Runner up - \$500 Prize; and 5 Merit Awards - \$100 Prize each. Awards will be announced and presented during the Gala Opening Night (Wednesday 27<sup>th</sup> September 6-8pm). All TSA members are welcome to attend the Gala Opening along with invited guests – previous art purchasers, local art lovers, businesspeople, arts community leaders and dignitaries.

Earlier this year the Executive Team made the decision to expand our display capabilities further to accommodate more artists in exhibitions (Membership now 254) and over the last few weeks a hard-



working team of 20 members has painted and assembled an extra 15 display screens and lights that had previously been ordered, manufactured and delivered.

My thanks to those members for a great outcome.

The Society now has the resources and capacity to exhibit more artworks than ever before with 50 display screens and lights. I encourage you to enter your best artworks and enjoy the camaraderie and excitement of being involved in the largest exhibition of original artwork held in the Bay of Plenty.

Finally, I am thrilled to have completed my first teaching adventure with 12 weeks of Watercolour Discovery resulting in 15 more watercolourists in the Society. I have really enjoyed the experience with an awesome bunch of artists, and will run another course as promised. I will hold an Introductory Class in Mid - Late November and commence teaching in 2024. In the meantime, Thursday afternoons have been booked for a non-tutored Watercolour Open Studio session till the end of the year. These sessions are open to all members. The Introductory Class will be open to 15 members. More about this session later in the Newsletter.

Happy Painting and wishing you success at the Art Expo.

***Deb Clarke, President***

027 496 1752

[debbie.clarke@landmarkhomes.co.nz](mailto:debbie.clarke@landmarkhomes.co.nz)

---

## **TAURANGA SOCIETY OF ARTIST COMMITTEE MEMBERS**

### **Janeen George**

I grew up in the Waikato, on a dairy farm. I attended Te Awamutu College. Followed by a Hotel, Catering and Administrations course in Wellington.

I then moved back to the land and spent a few years dairy farming.

Then I did a Healthcare course for the young and elderly, a landscaping course and a dive course. Finally settling with studies in the arts. Firstly, via correspondence, then on to UCOL in Wanganui, as well as a stint at The Learning Connexion in Wellington.


Having been diagnosed with bipolar disorder for a large chunk of my life (since the age of 20), I have used art for its great therapeutic value. I thoroughly love being immersed in the arts.

I married and moved to Auckland, working alongside my partner as a design consultant.

After my separation I returned to Tauranga, and shortly after I joined the Art Society. One year in I was nominated as the President. I served one year, just past, which I thoroughly enjoyed. I found it to be a wonderful growing, and learning experience.

Currently I'm exploring abstract art, using any medium that comes to hand. My style has always been loose and explorative. I find getting my feelings out through art is a wonderful release. It's a thrill to see what evolves next.

---



## NOTICES

### MEMBERSHIP

We now have more than 250 members.

This month we welcome two new members to the society. They are Megan Benson and Chris Ford.

#### Name Tags:

Name tags are important especially when we have new members present at our sessions or we have big gatherings like competitions, expos and our AGM.

If your name tag has disappeared then please request a new one. You can either email me or at the bottom of the name tag board in the Art Room you will find blank name tags and plastic holders. If you make yourself a temporary name tag and then leave it on the name tag board, I will make a new name tag for you.

*Diana Roband, Membership Administrator*

### WELFARE OFFICER

Just a reminder, we do have a Welfare Officer for anyone in the club who has surgery, illness or bereavement. Please contact either Debbie Clarke or Carol Macintyre ([taurangaartsociety@xtra.co.nz](mailto:taurangaartsociety@xtra.co.nz)) who will pass details on to Myra Blackstock (welfare officer). The information is handled with discretion and confidentiality.

*Executive Committee, Tauranga Society of Artists*

---

## FACEBOOK & INSTAGRAM



<https://www.facebook.com/taurangaartsoc>



Our Instagram id is @taurangaartsoc

### Facebook and Instagram Update

Hi everyone,

Its been great to see photographs of work for our upcoming expo coming in. Please keep them coming. It is a great way to promote your work and reach a large audience of people. Please make sure it is a high-quality picture and that it is **not your supreme entry** as we want to keep this a surprise until opening night!

I will be posting in the order of which I receive your art, on both Facebook and Instagram. The hashtag will be #tsasupremeartexpo2023. Please add this to your posts and like, comment and share to promote this event as much as we can!

Looking forward to seeing your work,

*Amy Earles, Social Media Manager, please email: [taurangaartsocialmedia@gmail.com](mailto:taurangaartsocialmedia@gmail.com)*

---

## SPRING COMPETITIONS RESULTS:

110 entries from 46 Artists made for another interesting Competitions Day. Our judge Linda Chalmers QSM was warm and encouraging with her comments and very decisive in her choice of 27 award winners. There were 3 artists who won the jackpot twice. It was great to see entry numbers up on the last competitions.

Listening to the Judge's comments is always a great learning situation and helps to sharpen the eye when viewing works of art.

Some of the trophy winners will be displaying their works in the clubrooms during September.



**Marie Peters Millenium Cup – Best Pastel**  
Winner: Maureen Ledgerwood  
Merit: Amy Earles, Sally Greenaway



**Grace Walsh Trophy – Best Oil**  
Winner: Bronwyn Copeland  
Merit: Jenny Moed-Korpela, Ruth Kenyon-Slade



**Georgina Don Memorial Cup – Best Acrylic**  
Winner: Janet Fox  
Merit: Bronwyn Copeland, Val Chapman



**Marge Martin Salver – Tauranga Scene**  
Winner: Renata Marchi  
Merit: June Mackenzie, Mary McTavish



**Carter Brothers Award - Best Water Colour**  
Winner: June Mackenzie  
Merit: Dot Anson, Deb Clarke



**Cam Burgoyne Thomas Memorial Cup – Best Abstract**  
Winner: Steve Cordery  
Merit: Janeen George, Janet Fox



**Jensen Trophy – Best Coloured Pencil**  
Winner: Lynne Dean  
Merit: Wendy Fullerton, Dot Anson



**Contemporary Art Trophy**  
Winner: Diana Roband  
Merit: Lorraine Cholmondeley-Smith, Karen Pritchard



**Reg Charman Memorial Cup – Presidents Choice- I'm on fire -emotive"**  
 Winner: Christie Cramer  
 Merit: Rick Banks, Steve Cordery



**Presidents Trophy – Best Emerging Artist - open theme (artist of up to 2 years)**  
 Winner: Adriene Lockwood  
 Merit: Fiona McKenzie, Joss Harris



**The Team of Helpers.**

Time now to start thinking about the Autumn Competitions.

The categories are:

Still Life

Landscape/Cityscape

Seascape

Portraiture

Pencil Drawing

Black and White

Mixed Media

Figure Study

Pen and Ink

Dara Trophy- non trophy winners

Happy Creating

***Janet Fox, Janeen George, Esther MacKay, Jenny Roberts, Gloria Pedersen and Carol Simpson***

---

# Start Painting NOW!

## Tauranga Society of Artists



**September/October 2023**

## Original Art Expo and Supreme Art Award

### What you can enter

Enter up to **5 artworks** (this includes your entry in the Supreme Art Award) **plus 4 Tiny Art** (15cm x 15cm or less) Frame can be over and above this size

Size is critical, so make sure all your artworks fit on one exhibition panel which is 2 metres wide x 1.2 metres tall

### Entries close

Closing date for receipt of entries is **midnight Friday 8th September**

### The costs

\$45 Non-refundable Fee regardless of how many pieces you enter

20% commission will be deducted from the sale of artworks for the Society

### Exhibition dates

**27th September - 1st October**

**Digital Entry Form is the official method of entry for the Sept/Oct 2023 Original Art Expo and Supreme Art Award.**

**Extra entry packs will be available in the foyer at the Art Room.**





## Hanging Requirements for Art Expo

The framing of your art is to enhance and finish your artwork.

- 1 If your artwork is presented behind glass, make sure it is glass. Plastic or thin perspex is **NOT** allowed.
- 2 Hang all your artwork with sturdy nylon cord, attached to the back of the frame with flat "D" Rings. This includes Tiny Art.
- 3 Metal hooks and rings that project from the frame and found on many ready made frames are not allowed. If you are using a ready made frame you will need to buy cord and "D" Rings and attach them as shown in the picture on the left.
- 4 Fill in all details about your artwork on a **White Cardboard Swing tag** (See image below). **Print** your name, title, medium and price plus your painting number eg 31B. The price must be the same as what you have entered on your entry form.
- 5 Attach the swing tag to the back of your artwork. Tie to the hanging cord with a piece of string that is long enough to hang over the top and down the front of the artwork, but not so long that it hangs below the artwork when concealed behind it. This is important for set up day. The artworks are hung with the swingtag hanging out over the front. Then the Exhibition labels are placed beside each artwork and checked against the swing tag for correctness.

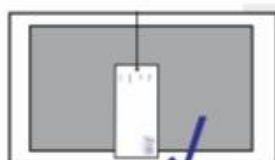


"D" Rings are available at all hardware stores and are easy to screw on.

We will be hanging over 500 paintings at our Expo. If the hangers have to fossick behind artworks to find the label because the string is too short, it takes a lot of extra time. It is really important that labelling mistakes aren't made and by following this process you will help ensure an efficient hanging process and that your artworks are labelled with the correct label.

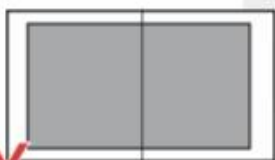


Above is an example of the perfect way to label your paintings. (photo courtesy of Amy Earles)



### Acceptable

Tie label string to the hanging cord. This string should be long enough so that it hangs over the top and down the front of the artwork.

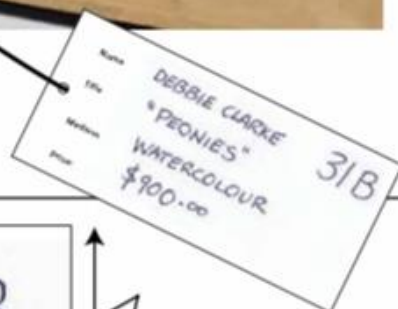


### Not Acceptable

The label string should not be so long that it hangs below the artwork when hung.



Tie string to hanging cord



Your painting ID's will be allocated on receipt of your Entry Form

Name	DEBBIE CLARKE	31B
Title	"PEONIES"	
Medium	WATERCOLOUR	
Price:	\$900.00	

No less than 6cm

No less than 12cm

## **LIBRARY NEWS**

Hi Everyone,

The Expo is drawing nearer and I am using our library for inspiration on what to paint. Birds and feathers are one of my favourite subjects to paint. The myriad of colours, textures and shapes of both birds and feathers give us artistic licence to spread our wings.

The function of feathers is for flight, heat conservation, waterproofing, camouflage and display. Each feather consists of a central shaft; hollow to convey nutrients. Moving up the vane to the rachis there is an interlocking system of parallel barbs creating the shape of the plume.

Primary, secondary and tertiary flight feathers have different functions. Tail feathers are used for steering and balance and the alula and coverts on the front of the wing are used for speed and aerodynamics. Down feathers are for insulation and filoplume feathers are tiny hair like feathers that are specialised and may be sensory. Herons, bitterns and hawks have powder-down feathers which grow continuously and never moult.

So, a simple feather is quite complex to paint and the huge diversity of birds with their different body shapes, beaks and feet or claws can be anatomically challenging. Different pigments create many stunning colour palettes and iridescent colours on birds are created by light on the feathers surface structure. My favourite bird is the toucan with its large comical beak (which is hollow and very light) and distinctive coloured markings.

Many of our magazines at the bottom of the library cupboard depict beautiful bird paintings. The NZ Artist, Artists Back to Basics, Artist's Palette, Australian Artist and Plein Air magazines are available to check out.

Just a reminder – if society members borrow a book or DVD please write in the appropriate folder and then return to the blue box under the desk for me to check back into the library. Thank you.

*Gay Carter, Librarian*

## **PROGRAMME AND COMPETITIONS SUB-COMMITTEE**

### **APPRAISAL SESSION**

**Robin Purllant – Tuesday 5 September at 1.00pm**

Bring along your art works for Robin's keen eye to appraise prior to the Expo. He will pass his experienced eye over them and give you helpful feedback.

Appraisals are always a great learning occasion even if your own work is not being appraised and also a lovely social outing with fellow artists.

Put it in your diary now!



## Workshops:

### “Fearless Drawing” with Andrew James

Sunday 24 September from 10am - 4pm Cost \$100

Andrew has run sold out workshops for Watercolour NZ and Wellington Art Club. These were filled with laughter, enthusiasm, encouragement and lots of learning. Andrew says “don’t fret perspective, don’t have too many rules”. Enrolment details following in the newsletter.

### “The Freemans” Julie and Michael, Pastelists, Saturday 7<sup>th</sup> and Sunday 8<sup>th</sup> October, \$100

Enrol with Mary McTavish. [jhmemcts@gmail.com](mailto:jhmemcts@gmail.com)

Payments for all workshops go into the Society Bank Account 03 0435 0457931 00 coded with initials of the Tutor.

*Janet Fox, Janeen George, Esther MacKay, Jenny Roberts, Gloria Pedersen and Carol Simpson*

## YANA MEECH ABSTRACTION ATTRACTION WORKSHOP

Twelve of us spent a very enjoyable day with Yana Meech and Aidan Heaven learning the vagaries of working with Alcohol Inks.

It wasn’t that easy as the ink on photo paper manipulated by a hair dryer had a mind of its own but there was more control on a canvas. We were all in awe at the vibrancy of colours of the inks.

Yana and Aidan were very well prepared and organised, and passionate about Alcohol and Inks - but there was no imbibing on the job although it may have been helpful. A great day. Thanks Yana and Aidan - from Katipō Creative Studios Katikati.



*Janet Fox*

# Fearless Drawing

Sunday 24 September 10am-4pm

Tauranga Society of Artists, 171A Elizabeth Street, Tauranga



In his humorous and energetic teaching style, Andrew James presents an achievable way to draw confidently and quickly.

This workshop takes you from doodling all the way to drawing scenes. We discuss line quality, do a few drawing exercises, work out what makes a drawing interesting and discuss depth without worrying about the rules of perspective.

Using a simple approach, we'll bring our drawings to life with colour.

Suitable for absolutely anyone. Past students range from complete beginners all the way to professional artists, and everyone has got something out of it.

Bring an A4 visual diary, waterproof pen, watercolours and anything else you'd like to draw with.

A self-taught sketchbook artist and urban sketcher, Andrew picked up a pen and a little book a decade ago and has filled plenty of little books since.

Testimonials from previous workshops:

"An encouraging and empowering teacher"

"Andrew imparts a lot of information in an easy-to-understand way – I learned a lot"

"Great sense of humour, good teaching style. Lots of tips and encouragement. A fun workshop with lots of learning. Highly recommended"

"A mad genius who is still lucid and coherent."



To register, please email [janetandhowie@gmail.com](mailto:janetandhowie@gmail.com) and pay \$100 members/\$120 non members

Tauranga Society of Artists 03-0435-0457931-00

Use "AJ" and your name as a reference.

## ARTIST OF THE MONTH: SPRING COMPETITION WINNERS

Some of the Spring Competition winners will exhibit their winning entries in the Clubrooms during September. Come and take a closer look if you missed out viewing them on Competition's Day. See what others in our midst have been creating that caught the judge's eye.

*Janet Fox*

## PORTRAITURE

The monthly portraiture session is attracting a small group of enthusiasts. We are getting super models and enjoying our busy art mornings.

Next session will have a model starting at 9.30am, Wednesday 13th September. \$5 for the model please. Any medium and style welcome. Face or character study.



*Trish Holmes and Susan Jones, Convenors*

---

## PASTELS

It's been a busy month with our Competitions Day and so many entries with new members coming through. Congratulations to all the winners of trophies and to the Merit Award winners also. I delivered the trophies to the engravers and expect to get them back to you very shortly. You will no doubt have already got them by the time this newsletter comes out. It is a great thrill to be judged by one's peers and also a great way of seeing what everyone else has been doing by way of artworks.

I wonder if, as Debbie asked, anyone will ever enter all the categories. The hard part then comes with framing and storing your works later, although they could all go into the Expos later on.

Talking of storing I have been doing some research into storing both pastels and finished works which is always a bit fraught and often costly with glass involved.

Coming to the sessions I often hear, "Well I've brought the kitchen sink with me today". Brian Frank

was a classic in this regard with both him and Adele bringing along boxes and boxes full of wonderful pastels, most still in their original sponge lined, custom made storage boxes as well as handmade wooden boxes and all in transportable, wheeled carriers. What a display they were. Different brands, different shapes and sizes. I am sure they both knew their colours and where to find them off by heart.

The pastels are generally sold in tones graded from dark to light with names often unique to each manufacturer. Cobalts, cadmiums and ochres are more standardised being the more basic, common colours, but even then the tones will probably vary. When you look at pastellists working surfaces in their studios you can see how many of them work with their colours. Some in a wonderful rainbow display of colours all loose and with no labels on them. These artists know their colours almost instinctively and reach out for exactly the one they want.

Most of us who come along arrive with a variety of containers holding our pastels. Some are plastic, some wooden and others still in their original manufacturer's boxes. There are some that have had all their paper wrappers removed and other broken in half with some of the wrapping still on the pastel. With the wrapping gone it is hard to know exactly the tone and number of each pastel but an inventory as the papers are taken off will help when re-ordering a new one.

Once the wrappings are gone it is up to you to find the right pastel for the work you are doing – a warm or cool colour, which being realistic is actually what painting is all about. So if you are happy with the wrappings gone have some fun and find your own colour palette.

Will talk about storing your finished works next time.

Best wishes and keep on enjoying the pastels

*Mary McTavish, Pastel Convenor*  
*PANZ Rep for BOP*

---

## WATERCOLOUR DISCOVERY COURSE WITH DEB



It has been a very successful 12 weeks of watercolour discovery. 15 members have all progressed, some from never holding a watercolour brush to having three completed (mostly) artworks.

The three overriding focusses have been:

- Learning to 'see' the colours in your reference subject.
- Managing the balance of water and pigment on your brush and the paper.
- Learning to mix or blend colours to achieve a vibrant artwork.

We have covered many techniques – (wet in wet, wet on dry, softening edges, colour washes, layering, waterdrops and more), colour theory, composition, and most importantly how to manage water and allow it to do the work. Below are pics from our last lesson.



What's ahead - I will host another group of 15 members starting with an Introductory Class on 16 November 2023. Classes will commence in February 2024 on Thursday afternoons (1 - 4 pm). I have a flow-over list from first class and will select and ballot members to join the class. If you would like your name added to the list email me at [debclarkeartnz@gmail.com](mailto:debclarkeartnz@gmail.com). This course is very focussed and attendance at each class (particularly the first 6) is important.

Watercolour Open Studio Thursdays 1-4pm

We have established a Watercolour Open Studio (untutored) each Thursday 1-4pm from now on until the end of year for any member to attend. (Except 16<sup>th</sup> November) I am away for all of September and October but will aim to be there to help at other times.

*Deb Clarke*

---

## **GARDEN AND ART FEST 14 – 17 NOVEMBER 2024**

It has been decided that the Tauranga Art Society will not have a major exhibition at this event in 2024.

Members can apply to have individual or small group displays as part of this marvellous event.

“Calling for expressions of interest from artists. We invite you to join us and showcase your art to the thousands of visitors who come to Tauranga and the Bay of Plenty region for the Festival”. Our Festival Garden Committee will consider all new artists, and if your art fits the Festival’s criteria, we will contact you for registration.”

Visit website for more information: [www.gardenandartfestival.co.nz/artist-expression-of-interest/](http://www.gardenandartfestival.co.nz/artist-expression-of-interest/)



**ART IN THE PARK & ON THE STRAND**



**NO COSTS – NO COMMISSION**

Great opportunities for members of the Tauranga Society of Artists Inc to display and sell your art, mix with your fellow artists, and interact with the public – local, from other areas of New Zealand, and overseas.

**DATES FROM SEPTEMBER TO DECEMBER 2023**

MONTH	ART in PARK (SATURDAYS)	ART on STRAND (SUNDAYS)
SEPTEMBER	SATURDAY 2 <sup>ND</sup> , 9 <sup>TH</sup> , 16 <sup>TH</sup> and 30 <sup>TH</sup>	SUNDAY 24 <sup>TH</sup>
OCTOBER	SATURDAY 7 <sup>TH</sup> , 21 <sup>ST</sup> and 28 <sup>TH</sup>	SUNDAY 15 <sup>TH</sup>
NOVEMBER	SATURDAY 4 <sup>TH</sup> , 11 <sup>TH</sup> and 18 <sup>TH</sup>	SUNDAY 26 <sup>TH</sup>
DECEMBER	SATURDAY 2 <sup>ND</sup> , 9 <sup>TH</sup> , 16 <sup>TH</sup> , 23 <sup>RD</sup> and 30 <sup>TH</sup>	NONE

**DATES FROM JANUARY TO JUNE 2024**

MONTH	ART in PARK (SATURDAYS)	ART on STRAND (SUNDAYS)
JANUARY	SATURDAY 6 <sup>TH</sup> , 13 <sup>TH</sup> and 27 <sup>TH</sup>	SUNDAY 21 <sup>ST</sup>
FEBRUARY	SATURDAY 3 <sup>RD</sup> , 10 <sup>TH</sup> , 17 <sup>TH</sup> and 24 <sup>TH</sup>	NONE
MARCH	SATURDAY 2 <sup>ND</sup> , 9 <sup>TH</sup> , 16 <sup>TH</sup> , 23 <sup>RD</sup> and 30 <sup>TH</sup>	NONE
APRIL	SATURDAY 6 <sup>TH</sup> , 13 <sup>TH</sup> , 20 <sup>TH</sup> and 27 <sup>TH</sup>	NONE
MAY	SATURDAY 4 <sup>TH</sup> , 11 <sup>TH</sup> and 18 <sup>TH</sup>	SUNDAY 26 <sup>TH</sup>
JUNE	SATURDAY 1 <sup>ST</sup> , 15 <sup>TH</sup> , 22 <sup>ND</sup> and 29 <sup>TH</sup>	SUNDAY 9 <sup>TH</sup>

**PLEASE NOTE:**

- **Set-up time** is from 8am and **end time** is before 5pm.
- If Council makes any changes to the above dates, you will be advised by group email.



## SESSION LEADERS

- Monday am/pm, 1<sup>st</sup> and 3<sup>rd</sup> week -- **PASTELS** -- Mary McTavish, [jhmemcts@gmail.com](mailto:jhmemcts@gmail.com)
- Monday am/pm, 2<sup>nd</sup> and 4<sup>th</sup> week -- **DRAWING** -- Carol Macintyre, 543 4634 or 027 474 5513
- Tuesday am -- **OPEN STUDIO** -- Greg Nicie, [gregorynicie@gmail.com](mailto:gregorynicie@gmail.com)
- Tuesday evening -- **OPEN STUDIO** -- Steve Cordery, 027 510 6669
- Wednesday am, 1<sup>st</sup> week -- **STILL LIFE** -- Susan Jones, 027 2744 969  
-- or Carol Macintyre, 543 4634 or 027 474 5513
- Wednesday am, 2<sup>nd</sup> week -- **PORTRAITURE** -- Susan Jones, 027 2744 969  
-- Trish Holmes, 021 114 8496
- Wednesday am, 3<sup>rd</sup> and 4<sup>th</sup> week -- **OPEN STUDIO ABSTRACTS** -- Janeen George 021 023 63236
- Wednesday pm -- **OPEN STUDIO** -- Richard Fenn, 577 1644 or 027 245 1741
- Thursday am -- **OPEN STUDIO OILS** -- Karen Pritchard, 544 6574 or 021 197 3737
- Thursday pm -- **OPEN STUDIO WATERCOLOURS** -- Diana Roband 021 909 807
- Friday am, 1<sup>st</sup> and 3<sup>rd</sup> week -- **LIFE DRAWING** -- Tanya Bamford-King, 021 271 2493

Members are welcome to attend advertised sessions

**Gordon Harris**  
THE ART & GRAPHIC STORE

in-store & online

[www.gordonharris.co.nz](http://www.gordonharris.co.nz)

Auckland Hamilton Wellington Christchurch

**PROGRAMME:**

<b>September 2023</b>	
<b>Monday Morning</b>	
<b>9.30am – 12.00 noon</b>	
4	Pastels - Mary McTavish – Convenor
11	Drawing – Carol Macintyre – Convenor
18	Pastels
25	Drawing
<b>Monday Afternoon</b>	
<b>12.00 noon – 4.00pm</b>	
4	Pastels
11	Drawing
18	Pastels
25	Drawing
<b>Tuesday Morning</b>	
<b>9.30am – 12.00 noon</b>	
5,12,19,26	Open Studio Any Medium – All welcome – Greg Nicie
<b>Tuesday Afternoon</b>	
5	Art Appraisal Session - All welcome – Robin Purlant
12	<b>Exhibition Team Committee Meeting at the Art Room 12.30pm</b>
19	<b>Executive Committee Meeting at the Art Rooms 12.30pm</b>
26	Open Studio Any Medium – All welcome – Greg Nicie
<b>Tuesday Evening</b>	
<b>6.30pm – 8.30pm (winter hours)</b>	
5,12,19,26	Practical Art (Any medium) All welcome - Steve Cordery
<b>Wednesday Morning</b>	
<b>9.30am – 12.30pm</b>	
6	Still Life – Sue Jones & Carol Macintyre
13	Portraiture Group - fun for everyone- Sue Jones & Trish Holmes
20,27	Open Studio (Any medium) Abstracts ...if you dare! – Janeen George
<b>Wednesday Afternoon</b>	
<b>12.30pm – 4.00pm</b>	
6,13,20,27	Open Studio Acrylics and other medium - Richard Fenn
<b>Thursday Morning</b>	
<b>9.00am – 12.00 noon</b>	
7,14,21,28	Oil Painting plus other medium - Karen Pritchard
<b>Thursday Afternoon</b>	
<b>1.00pm – 4.00pm</b>	
7,14,21,28	Open Studio Watercolour Painting - Diana Roband
<b>Friday Morning</b>	
<b>9.30am – 12.00 noon</b>	
1	Life Drawing. (Cost \$10.00 with Tanya Bamford-King)
8	U3A
15	Life Drawing (Cost \$10.00)
22	U3A
29	
<b>Friday Afternoon</b>	
<b>1.00 – 4.00pm</b>	
1,8	
15	<b>Programmes &amp; Competitions Committee Meeting 1.00 pm</b>
22,29	
<b>Sunday</b>	
<b>10.00am – 4.00pm</b>	
24	Fearless Drawing - \$100 members (\$120 non-members, limited spaces) - bookings required